



Aqqurate Solutions Lead Management Software User Guide

GET STARTED

www.aqqurate.net

Date: 3-08-2017

Author: Ashwin Balaji

Company: aqqurate.net



Table of Contents

1. REGISTER.....	3
2. LOGIN.....	5
3. MY PROFILE	6
4. LOGOUT	8
5. THANK YOU.....	9

1. REGISTER

Register Menu


Register your account by navigating from the Home page as follows: Account > Register.



This will lead to registration page.

Register

This page lets you register your account on our website. You will need to enter your particulars and contact details such as email id, mobile number, address etc. All fields are mandatory.



- Home
- About Us
- How it works
- Features
- Packages
- Customer Support
- Knowledge Base
- Account ▾


Register your company

E-mail ID *

Mobile *

Full Name *

Company Name *

Password * 

Address for Communication

Address Line 1 *

Address Line 2 *

City *

Pin *

State *

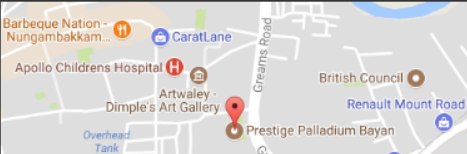
Country *

[Register Now](#)





LINKS

- Home
- About Us
- How it works
- Features
- Customer Support
- Knowledge Base

FIND US ON MAP



STAY CONNECTED

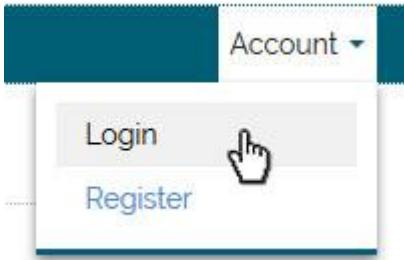
-  Facebook Like
-  Twitter Follow
-  Youtube Subscribe
-  LinkedIn Follow

Click 'Register Now' to complete the process.

2. LOGIN

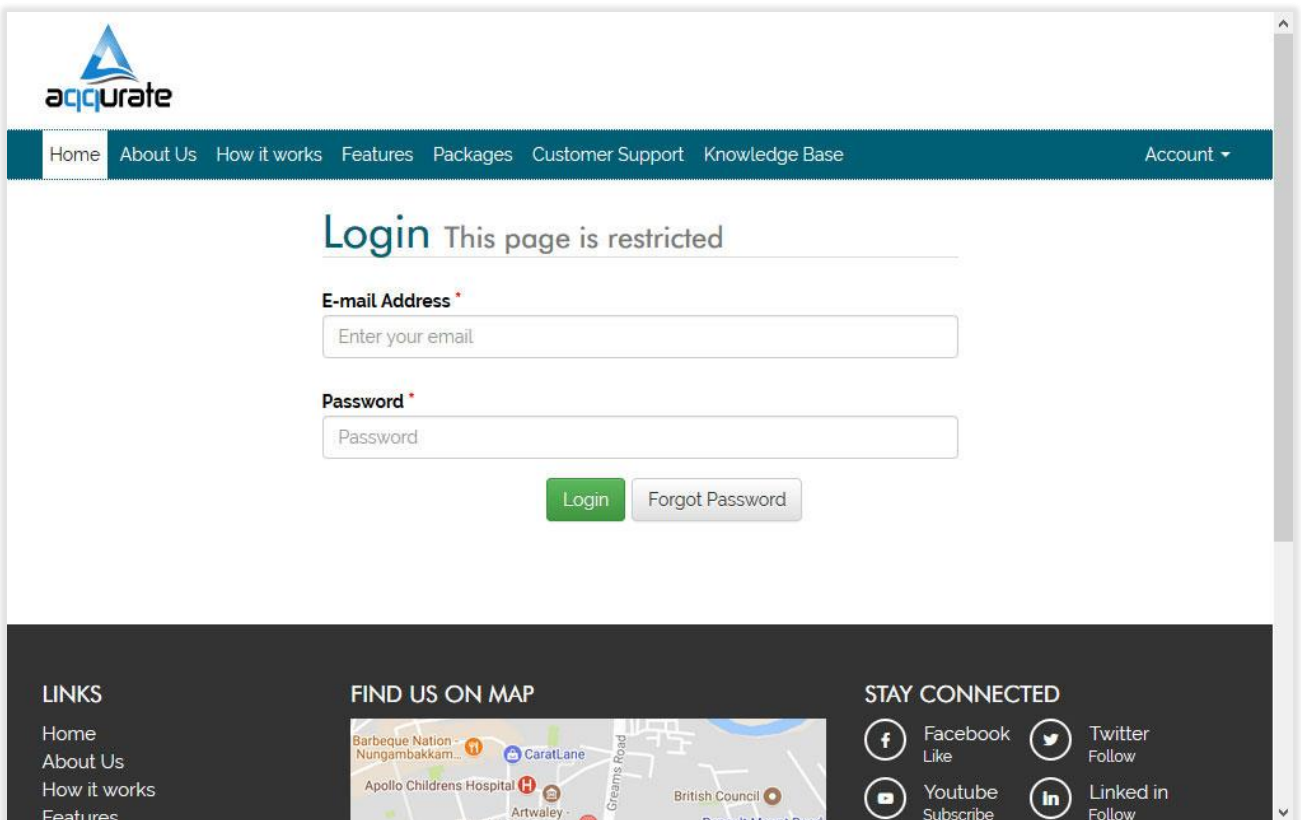
Login Menu

Login to your account by clicking Account > Login.



Login Screen

We highly recommend that every User logs in to our portal regularly to monitor the leads generated. This is your chance to convert every lead into a customer. You can login with your registered credentials.



3. MY PROFILE

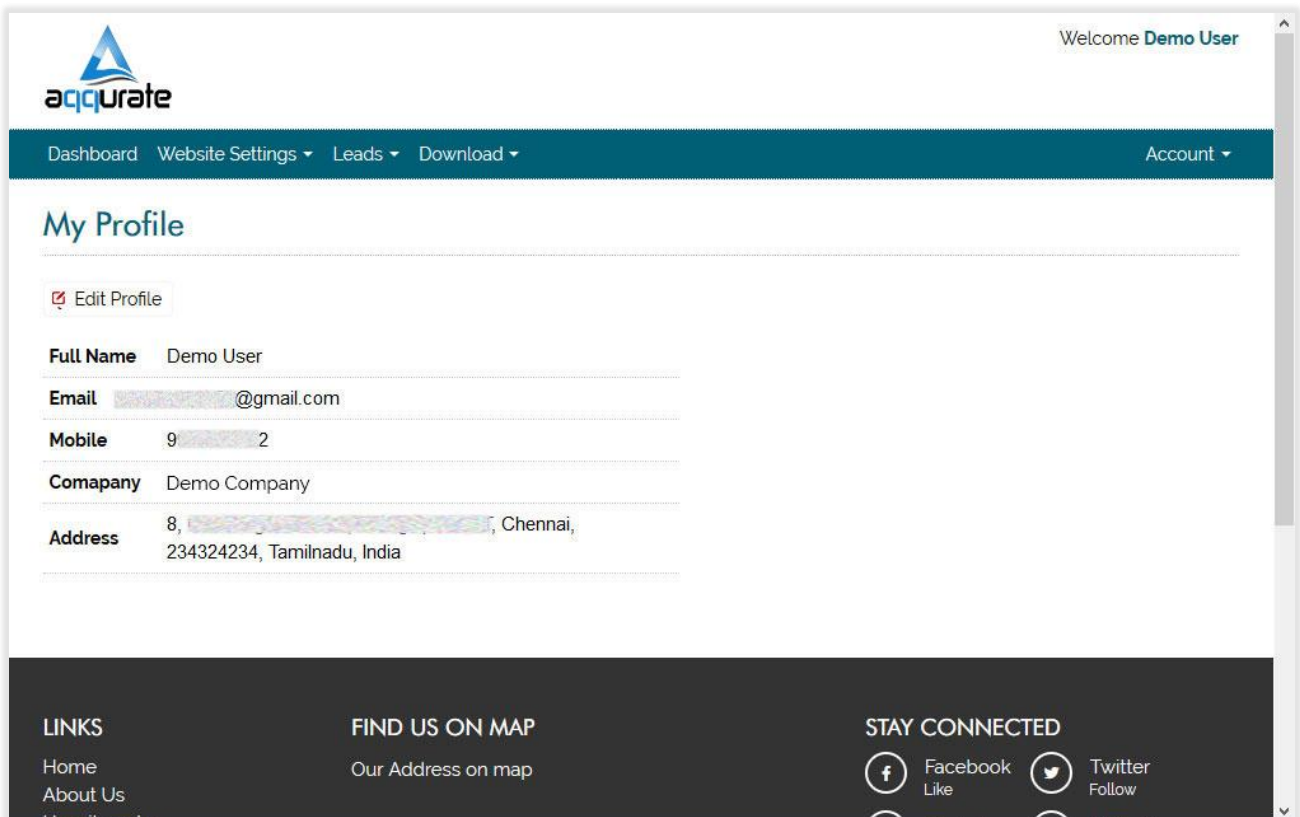
My Profile Menu

When you log in to your Account, you can view your profile by selecting **My Profile** under the Account menu.



My Profile


This module displays information about you, your primary email ID, mobile, etc.,



Edit Profile

This module allows you to edit your Name, Company Name and address.

Click on “Edit Profile” link on “My Profile” page if you wish to edit or update any profile details.


Welcome **Demo User**

Dashboard Website Settings ▾ Leads ▾ Download ▾
Account ▾

Edit Profile

Full Name *

Full Name *

Mobile *

Company Name *

Address

Address Line 1 *

Address Line 2 *

City *

Pin *

State *

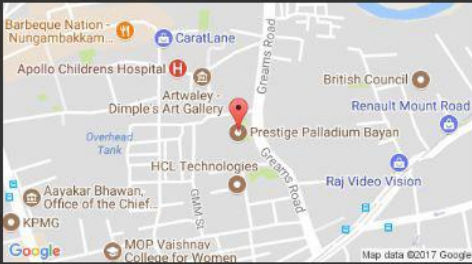
Country *

[Save Profile](#)


LINKS


- [Home](#)
- [About Us](#)
- [How it works](#)
- [Features](#)
- [Customer Support](#)
- [Knowledge Base](#)
- [Packages](#)


FIND US ON MAP




STAY CONNECTED


[Facebook](#)
Like


[Twitter](#)
Follow


[Youtube](#)
Subscribe


[Linked in](#)
Follow

CONTACT

Level 5, Prestige Palladium Bayan, No :
129 - 140, Greams Road, Chennai 600006,
India.

☎ +91 44 4654 9221.



Please note, you cannot edit email or mobile number.

After entering your details, click **“Save Profile”** to save the data.

4. LOGOUT

In the interest of ensuring data safety and security, it is essential to logout every time after you have completed working on the IDLM portal.

To logout, click on **“Logout”** under **“Account”** link.

The screenshot shows the acqurate portal interface. At the top right, it says "Welcome Ashwin [Admin]". The navigation bar includes "Dashboard", "Website Settings", "Leads", "Download", and "Account". The "Account" dropdown menu is open, showing "My Profile" and "Logout" (with a mouse cursor over it). The main content area is titled "Download » Lead Reports" and shows search filters for Type (All), From Date (2017-04-01), and To Date (2017-08-03). A search text field is present with the placeholder "Search Name, Mobile, Email or Custom Dynamic Field". A green "Filter" button is below the search field. Below the filter, it says "Your search returned 143 records." and there are buttons for "Download PDF" and "Download Excel". A table of lead reports is displayed with the following data:

ID	Name	Mobile No.	Post Applied	Applied Date
2201	Ashwin Balaji	9444902981	G.P. Rating Course	02-08-2017
2195	test developer	9940000002	G.P. Rating Course	02-08-2017
2194	Ajay kumar yadav	9043917299	Electro Technical Officer	01-08-2017
2193	abhishek dangat	7021152664	G.P. Rating Course	30-07-2017
	adav	9084237812	G.P. Rating Course	30-07-2017

5. THANK YOU

Thankyou!

